

The Muscular-skeletal System

Dr Karamallah S. Mahmood

PhD Clinical Pharmacology

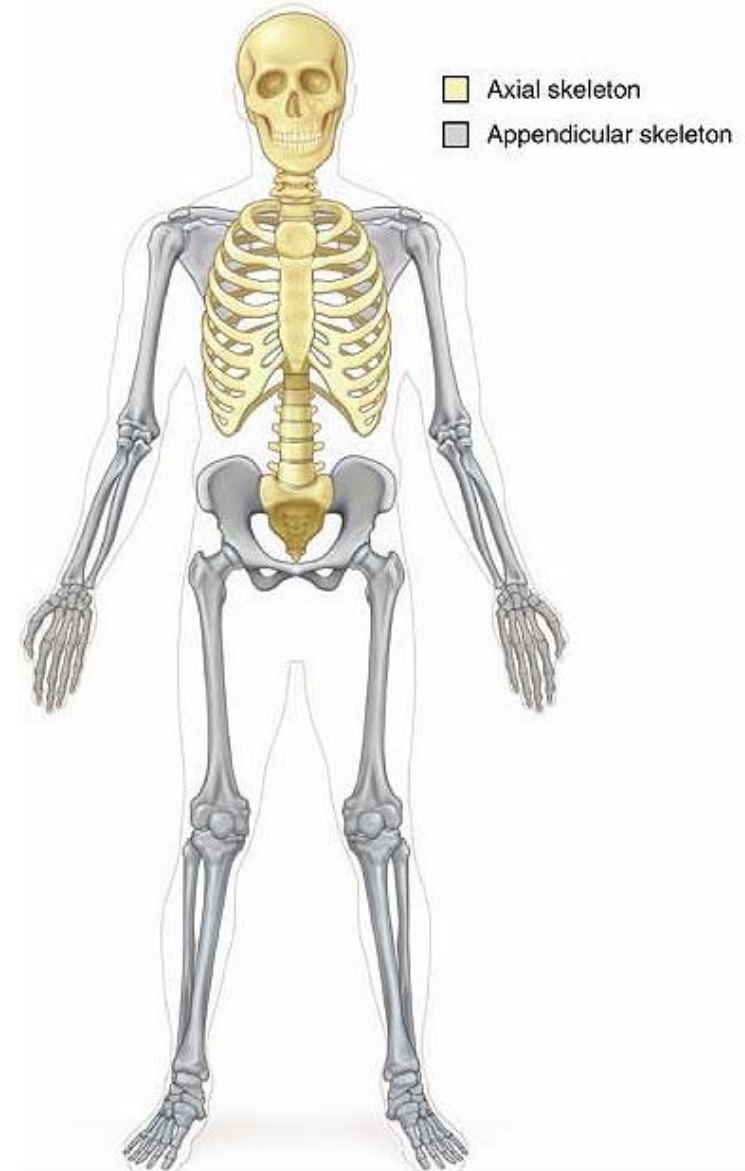


Anatomic terms

- **The skeleton** may be divided into two parts: the axial and appendicular skeletons.

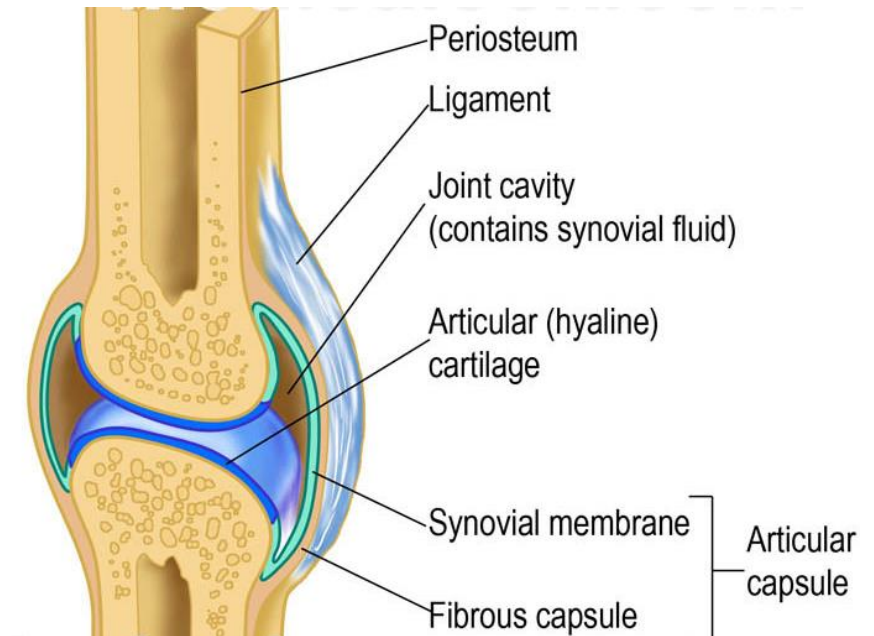
The axial skeleton consists of the skull and the chest bones, along with those of the spinal column,

The appendicular skeleton includes all the bones found in the shoulders, limbs, and pelvic area.



COMMON ROOTS RELaTED to the skeletal system

Root	Refers to
arthr/o	joint
brachi/o	arm
carp/o	wrist
chondr/o	cartilage
cost/o	rib
crani/o	cranium
dactyl/o	finger, toe
oste/o	bone
orth/o	correct
spondyl/o	vertebrae
vertebr/o	vertebrae



COMMON DISORDERS AND PROCEDURES ASSOCIATED WITH THE SKELETAL SYSTEM

Term	Definition
arthralgia	pain in a joint
arthritis	inflammation of a joint
arthrocele	swelling of a joint
arthrocentesis	removal of fluid from a joint
arthrochondritis	inflammation of cartilage in a joint
arthrogram	radiograph of a joint
arthrometry	measurement of the amount of movement in a joint
arthropathy	any disorder of a joint
arthroplasty	surgical repair of a joint
arthroscopy	examination of the interior of a joint
arthroscope	device used in arthroscopy
arthrosis	disintegration of a joint
arthrotomy	surgical incision into a joint
brachialgia	pain in the arm
carpectomy	excision of part of the wrist
chondrogenesis	formation of cartilage
chondromalacia	softening of cartilage
chondropathy	disease of cartilage
chondroplasty	surgical repair of cartilage
costalgia	pain in a rib(s)
costectomy	excision of a rib
costochondritis	inflammation of rib cartilage

COMMON DISORDERS AND PROCEDURES ASSOCIATED WITH THE SKELETAL SYSTEM

Term	Definition
ostealgia	pain in a bone
ostectomy	surgical removal of bone
osteitis	inflammation of bone
osteochondritis	inflammation of bone and associated cartilage
osteogenesis	formation of bone
osteology	study of bone(s)
osteomalacia	softening of bone
osteopenia	abnormally low bone density
osteoplasty	surgical repair of bone
osteoporosis	atrophy of bone tissue
osteorrhaphy	suturing together the parts of a broken bone
osteotomy	surgical cutting of bone

SURGICAL PROCEDURES

arthrectomy	arthr/o ("joint"); -ectomy("excision")	excision of a joint
arthroplasty	arthr/o ("joint"); -plasty (repair")	surgical repair of a joint
arthrotomy	arthr/o ("joint"); -tomy (incision")	surgical incision into a joint
carpectomy	carp/o ("wrist"); -ectomy("excision")	excision of part of the wrist
chondroplasty	chondr/o ("cartilage"); -plasty ("repair")	surgical repair of cartilage
costectomy	cost/o ("rib"); -ectomy ("excision")	excision of a rib
ostectomy	oste/o ("bone"); -ectomy ("excision")	surgical removal of bone
osteoplasty	oste/o ("bone"); -plasty ("repair")	surgical repair of bone
osteorrhaphy	oste/o ("bone"); rrhaphy ("suturing")	suturing together the parts of a broken bone
osteotomy	oste/o ("bone"); -tomy ("incision," "cutting")	surgical cutting of bone
vertebrectomy	vertebr/o ("vertebra"); -ectomy ("excision")	excision (resectioning) of a vertebra

The Muscular System

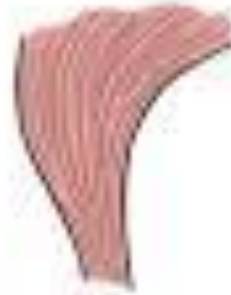
- There are three kinds of muscles:

skeletal, cardiac, and smooth.

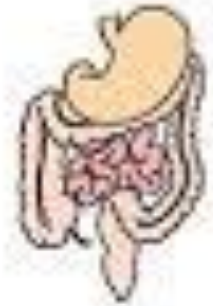
Cardiac muscle



Skeletal muscle



Smooth muscle



The Muscular System

Ligaments, from the Latin noun ligament, meaning “string,” connect muscles to bones,



The Muscular System



Common Roots Related to the Muscular System

Word Roots	Refers to
kine; kinesi/o	movement
ligament/o	ligament
muscul/o	muscle
my/o	muscle
tend/o; tendin/o	tendon

COMMON DISORDERS

glossodynia	glosso- (“tongue”);-dynia (“pain”)	pain in the tongue
kinesalgia ; kinesialgia	kines/io (“motion”);-algia (“pain”)	pain resulting from movement
myelitis	myel/o (“muscle”);-itis (“inflammation”)	inflammation of a muscle
myocele	my/o (“muscle”);-cele (“protrusion,” “hernia”)	hernia of a muscle
myodynia	my/o (“muscle”);-dynia (“pain”)	pain in a muscle
myoma	my/o (“muscle”);-oma (“tumor”)	benign neoplasm of muscle tissue
myomalacia	my/o (“muscle”);-malacia (“softening”)	softening of muscle
myositis	my/os (“muscle”);-itis (“inflammation”)	inflammation of muscle
myospasm	my/o (“muscle”);-spasm (“contraction”)	involuntary contraction of a muscle
tenalgia	from the Latin verbtendo (“extend”); -algia (“pain”);-dynia (“pain”)	pain in a tendon
tendonitis	from the Latin verbtendo (“extend”); -itis (“inflammation”)	inflammation of a tendon

PRACTICE & PRACTITIONERS



kinesiology	from the Greek wordkinesis (“motion”);-logy (“study of”)	study of muscle motion
myology	my/o (“muscle”);-logy (“study of”)	study of muscles

SURGICAL PROCEDURES



myectomy	<i>my/o</i> (“muscle”); <i>-ectomy</i> (“excision”)	excision of part of a muscle
tenontoplasty	from the Latin verb <i>tendo</i> (“extend”); <i>-plasty</i> (“surgery”)	surgical repair of a tendon
tenorrhaphy	from the Latin verb <i>tendo</i> (“extend”); <i>-rrhaphy</i> (“suturing”)	suturing of a tendon
Tenotomy, tendotomy	from the Latin verb <i>tendo</i> (“extend”); <i>-tomy</i> (“incision into”)	incision into a tendon